

## Cyberduck

Please, send .zip files for our FTP server

**Important: after sending files, please call the company Campiche: +41 21 908 08 08**

### Step 1

Download and install Cyberduck:

Install the software

If you already have another FTP client software, please go directly to step 2!  
<http://cyberduck.ch/> – Download

### Step 2

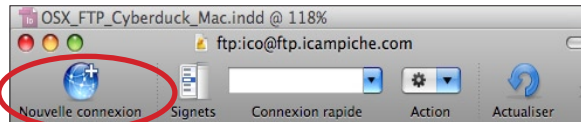
Load or download files with Cyberduck:

1) Open Cyberduck

Open the software: Desktop – Cyberduck 2.8.2 – Cyberduck

2) Create the connection

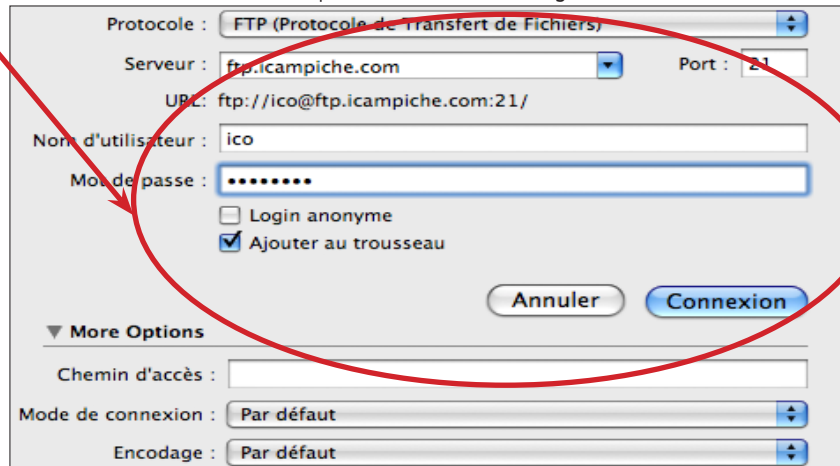
Clic on New connection:



3) Settings of connection

- 1) Serveur: **ftp.icampiche.com**
- 2) Port: **21**
- 3) User: **ico**
- 4) Password: **Ico4Oron**
- 5) Confirm: **click on «Connexion»**

Add to the «trousseau» will keep the connection's settings

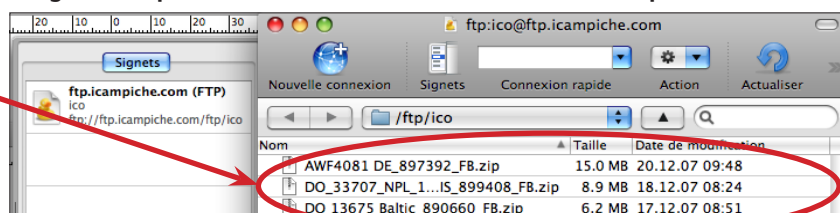


4) Save the connection

Click on the «+» sign in the palette «bookmark»

5) Connection established

Drag and drop files or folders that should be sent to Campiche



**Thank you for your excellent collaboration!**